

MAURIA UDYOG LIMITED

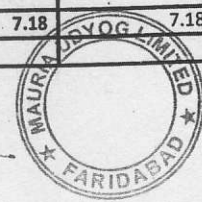
Regd. Office: Anand Jyoti Building, Room No. 107, 1st Floor, 41, Netaji Subhas Road, Kolkata-700001.

CIN - L51909WB1980PLC033010

Ph.:033-65180616, 22309902, E-Mail Id:- mauria@mauria.com, Web-site: www.mauria.com

AUDIITED FINANCIAL RESULTS FOR THE FINANCIAL YEAR ENDED 31.03.2015

PART-I						
SL. NO.	PARTICULARS	3 months ended 31.03.2015	Preceding 3 months ended 31.12.2014	Corresponding 3 months ended 31.03.2014 in the previous year	Year to date figures for current period ended 31.03.2015	Previous year ended 31.03.2014
		Audited	Unaudited	Audited	Audited	Audited
	(Refer Notes Below)					
1	Income from operations	30,484.30	30,286.60	20,919.30	100,790.75	76,824.58
	(a) Net Sales / Income from Operations (Net of excise duty)					
	(b) Other Operating Income	25.86	-	0.74	25.86	2.75
	Total income from operations(net)	30,510.16	30,286.60	20,920.04	100,816.61	76,827.33
2	Expenses					
a)	Cost of materials consumed	5,515.31	12,083.38	12,739.68	25,359.02	24,866.81
b)	Purchases of stock-in-trade	19,928.40	12,094.78	8,809.08	58,617.97	40,854.13
c)	Changes in inventories of finished goods, work-in-progress and stock-in-trade	1,260.28	1,311.66	(4,623.27)	430.89	(4,738.86)
d)	Employee benefits expense	157.30	115.36	146.01	484.91	475.00
e)	Depreciation and amortisation expense	255.11	109.72	113.70	578.34	447.15
f)	Other expenses(Any item exceeding 10% of the total expenses relating to continuing operations to be shown separately)	2,890.42	3,679.53	2,958.78	12,181.02	11,608.76
	Total expenses	30,006.82	29,394.43	20,144.00	97,652.15	73,513.01
3	Profit / (Loss) from operations before other income, finance costs and exceptional items (1-2)	503.34	892.17	776.04	3,164.46	3,314.32
4	Other Income	8.14	60.49	41.94	150.07	148.32
5	Profit / (Loss) from ordinary activities before finance costs and exceptional items (3 ± 4)	511.48	952.66	817.98	3,314.53	3,462.64
6	Finance costs	276.07	404.65	459.38	1,823.50	2,019.68
7	Profit / (Loss) from ordinary activities after finance costs but before exceptional items (5 ± 6)	235.41	548.02	358.60	1,491.03	1,442.96
8	Exceptional Items	-	-	-	-	-
9	Profit/ Loss from Ordinary Activities before tax (7 ± 8)	235.41	548.02	358.60	1,491.03	1,442.96
10	Tax Expense	128.90	130.43	137.54	463.90	445.54
11	Net Profit/ Loss from Ordinary Activities after tax (9 ± 10)	106.51	417.59	221.06	1,027.13	997.42
12	Extraordinary Items(Net of Tax expense Rs...Lakhs)	-	-	40.90	-	40.90
13	Net Profit / Loss for the period (11 ± 12)	106.51	417.59	180.16	1,027.13	956.52
14	Share of profit / (loss) of associates*	-	-	-	-	-
15	Minority interest *	-	-	-	-	-
16	Net Profit / (Loss) after taxes, minority interest and share of profit / (loss) of associates (13 ± 14 ± 15) *	106.51	417.59	180.16	1,027.13	956.52
17	Paid-up equity share capital - Face Value of Rs. 10/-each (Face Value of the Share shall be indicated)	1,332.00	1,332.00	1,332.00	1,332.00	1,332.00
18	Reserve excluding Revaluation Reserves as per balance sheet of previous accounting year	-	-	-	7,688.15	6,717.73
19.i	Earnings per share (before extraordinary items)					
	(of ` 10/- each) (not annualised):					
	(a) Basic	0.80	3.14	1.35	7.71	7.18
	(b) Diluted					
19.ii	Earnings per share (after extraordinary items)					
	(of ` 10/- each) (not annualised):					
	(a) Basic	-	3.14	1.35	7.18	7.18
	(b) Diluted					



PART-II							(` in Lakhs)
SL. NO.	PARTICULARS	3 months ended 31.03.2015	Preceding 3 months ended 31.12.2014	Corresponding 3 months ended 31.03.2014 in the previous year	Year to date figures for current period ended 31.03.2015	Previous year ended 31.03.2014	
A	PARTICULARS OF SHAREHOLDING	Audited	Unaudited	Audited	Audited	Audited	
1	Public shareholding						
	Number of Shares	3,420,480.00	3,420,480.00	3,420,480.00	3,420,480.00	3,420,480.00	
	Percentage of Shareholding	25.68	25.68	25.68	25.68	25.68	
2	Promoters and Promoter Group Shareholding**						
	a) Pledged/Encumbered						
	- Number of Shares	-	-	-	-	-	
	- Percentage of Shares (as a % of the total shareholding of Promoter and Promoter group)	-	-	-	-	-	
	- Percentage of Shares (as a % of the total share capital of the Company)	-	-	-	-	-	
	b) Non-encumbered						
	- Number of Shares	9,899,520.00	9,899,520.00	9,899,520.00	9,899,520.00	9,899,520.00	
	- Percentage of Shares (as a % of the total shareholding of Promoter and Promoter group)	100.00	100.00	100.00	100.00	100.00	
	- Percentage of Shares (as a % of the total share capital of the Company)	74.32	74.32	74.32	74.32	74.32	

Particulars	3 months ended 31.03.2015
B INVESTOR COMPLAINTS	
Pending at the beginning of the quarter	NIL
Received during the quarter	NIL
Disposed of during the quarter	NIL
Remaining unresolved at the end of the quarter	NIL

Notes :

- The above Audited Financial Results for the Financial Year ended on 31.03.2015 have been prepared on the basis of accounting policies adopted by the company for preparing the statutory accounts in the past and are reviewed by the Audit Committee.
- Provision for Income Tax includes Deferred Tax, pursuant to provisions of accounting standard AS22.
- Provisions have not been made in respect of decrease in Market Value of Quoted Investment being considered temporary in nature.
- Statement of Assets and Liabilities as per clause 41-I (ea) of the Listing Agreement is enclosed as an annexure
- Effective 1st April, 2014 the Company has charged depreciation based on remaining useful life of the assets as per the requirements of Schedule-II of
- Figures of the last quarter are the balancing figures between audited figures in respect of the full financial year ended on 31.03.2015 and the published year to date figures upto the third quarter of the current financial year ended 31.12.2014 .
- The above Audited Financial Results for the Financial Year ended on 31.03.2015 have been approved and taken on record by the Board of Directors in their meeting held on 29.05.2015.

For MAURIA UDYOG LIMITED

(N. K. Sureja)

MANAGING DIRECTOR



PLACE : NEW DELHI

DATE : 29.05.2015

MAURIA UDYOG LIMITED

Registered Office: ROOM NO. 107, 1ST FLOOR, ANAND JYOTI BUILDING, 41, NETAJI SUBHAS ROAD, KOLKATA 700 001.

CIN - L51909WB1980PLC033010

Ph.:033-65180616 , 22309902, E-Mail Id:- mauria@mauria.com, Web-site: www.mauria.com

SEGMENT WISE REVENUE, RESULTS AND CAPITAL EMPLOYED UNDER CLAUSE 41 OF THE LISTING AGREEMENT

(₹ in Lakhs)					
PARTICULARS	3 months ended 31.03.2015	Preceding 3 months ended 31.12.2014	Corresponding 3 months ended 31.03.2014 in the previous year	Year to date figures for current period ended 31.03.2015	Previous year ended 31.03.2014
	Audited	Unaudited	Audited	Audited	Audited
1 SEGMENT REVENUE					
a) Segment A - Manufacturing	8188.57	15925.00	14550.04	37786.76	36257.72
b) Segment B - Merchandising	22295.73	14361.60	6369.26	63003.99	40566.86
c) Segment C - Investments & Finance	25.86	0.00	0.00	25.86	0.00
d) Unallocated	0.00	0.00	0.74	0.00	2.75
Total	30510.16	30286.60	20920.04	100816.61	76827.33
LESS: Inter Segment Revenue	0.00	0.00	0.00	0.00	0.00
NET SALES/INCOME FROM OPERATIONS	30510.16	30286.60	20920.04	100816.61	76827.33
2 SEGMENT RESULTS					
PROFIT(+)/LOSS(-) BEFORE TAX & INTEREST #					
a) Segment A - Manufacturing	306.84	439.18	593.31	2458.87	1961.61
b) Segment B - Merchandising	170.64	453.00	141.08	679.73	1309.06
c) Segment C - Investments & Finance	25.86	0.00	0.00	25.86	0.00
d) Unallocated		0.00	0.00	0.00	2.75
TOTAL	503.34	892.18	734.39	3164.46	3273.42
LESS: (i) INTEREST**	276.07	404.65	459.37	1823.50	2019.68
(ii) Other Unallocable Expenditure net off	0.00	0.00	0.00	0.00	0.00
Add:- Un-allocable income	8.14	60.49	41.94	150.07	148.32
TOTAL PROFIT BEFORE TAX	235.41	548.02	316.96	1491.03	1402.06
3 CAPITAL EMPLOYED (Segment Assets - Segment Liabilities)					
a) Segment A - Manufacturing	7375.32	7142.72	6713.32	7375.32	6713.32
b) Segment B - Merchandising	1360.94	1501.36	1010.30	1360.94	1010.13
c) Segment C - Investments & Finance	283.89	326.29	326.29	283.89	326.29
d) Unallocated	0.00	0.00	0.00	0.00	0.00
TOTAL	9020.15	8970.37	8049.91	9020.15	8049.74

*strike off whichever is not applicable

Profit/ Loss before tax and after interest in case of segments having operations which are primarily of financial nature.

**Other than the interest pertaining to the segments having operations which are primarily of financial nature

Notes:

- (a) Segment Revenue, Segment Results, Segment assets and Segment liabilities shall have the same meaning as defined in the Accounting Standards on Segments Reporting (AS-17) issued by ICAI /Company. (Accounting Standard) Rules, 2006
- (b) The above information shall be furnished for each of the reportable primary segments as identified in accordance with AS-17, issued by ICAI /Company (Accounting Standard) Rules, 2006

for MAURIA UDYOG LIMITED

(N.K. SUREKA)
MANAGING DIRECTOR

PLACE: NEW DELHI

DATE : 29.05.2015




STATEMENT OF ASSETS AND LIABILITIES AS PER CLAUSE 41 OF THE LISTING AGREEMENT			
		(` in Lakhs)	
	Standalone / Consolidated Statement of Assets and Liabilities	As at 31.03.2015	As at 31.03.2014
	Particulars	AUDITED	AUDITED
A	EQUITY AND LIABILITIES		
1	Shareholders' funds		
	(a) Share capital	1,332.00	1,332.00
	(b) Reserves and surplus	9,690.40	8,719.99
	(c) Money received against share warrants	-	-
	Sub-total - Shareholders' funds	11,022.40	10,051.99
2	Share application money pending allotment	-	-
3	Minority interest *	-	-
4	Non-current liabilities		
	(a) Long-term borrowings	6,270.06	6,141.92
	(b) Deferred tax liabilities (net)	391.39	380.50
	(c) Other long-term liabilities	-	-
	(d) Long-term provisions	-	-
	Sub-total - Non-current liabilities	6,661.45	6,522.41
5	Current liabilities		
	(a) Short-term borrowings	22,262.30	19,849.42
	(b) Trade payables	4,986.75	4,321.94
	(c) Other current liabilities	4,554.85	2,742.11
	(d) Short-term provisions	462.64	362.05
	Sub-total - Current liabilities	32,266.54	27,275.52
	TOTAL - EQUITY AND LIABILITIES	49,950.39	43,849.92
B	ASSETS		
1	Non-current assets		
	(a) Fixed assets	7,196.90	7,377.30
	(b) Goodwill on consolidation *	-	-
	(c) Non-current investments	283.89	326.29
	(d) Deferred tax assets (net)	-	-
	(e) Long-term loans and advances	841.14	842.29
	(f) Other non-current assets	-	-
	Sub-total - Non-current assets	8,321.93	8,545.87
2	Current assets		
	(a) Current investments	-	-
	(b) Inventories	11,493.45	12,095.06
	(c) Trade receivables	24,104.75	14,738.51
	(d) Cash and cash equivalents	1,593.25	2,177.02
	(e) Short-term loans and advances	2,345.18	4,172.64
	(f) Other current assets	2,091.83	2,120.82
	Sub-total - Current assets	41,628.46	35,304.05
	TOTAL - ASSETS	49,950.39	43,849.92

For MAURIA UDYOG LIMITED

(N. K. Sureka)
MANAGING DIRECTOR

PLACE: NEW DELHI
DATE : 29.05.2015

Dear Shareholders, As part of Green Initiatives your company sends Annual Reports to shareholders using the e-mail Id's provided by the shareholders. We request you to update your e-mails Id's with your respective Depository Participants in case you hold shares in dematerialised form. Those holding shares in physical form are requested to update their e-mail Id's with the company or its RTA by sending a letter giving details of their Email Id, Name & Folio No. etc.



SALARPURIA & PARTNERS
CHARTERED ACCOUNTANTS

Also at
7, Chittranjan Avenue
Kolkata-700 072
Ph. No. 22375400, 01, 02

1008, Chiranjiv Tower
43, Nehru Place
New Delhi-110 019
Ph.No.26216579, 26414726

Auditor's Report on Quarterly Financial Results and Year to Date Results of the Company
Pursuant to the Clause 41 of the Listing Agreement

M/s. MAURIA UDYOG LIMITED
Room No.107, 1st Floor,
Anand Jyoti Building,
Netaji Subhas Road,
Kolkata-700001,

West Bengal.
Introduction

We have audited the quarterly financial results of M/s. MAURIA UDYOG LIMITED for the quarter ended 31st March, 2015 and the year to date results for the period 01.04.2014 to 31.03.2015, attached herewith, being submitted by the company pursuant to the requirement of clause 41 of the Listing Agreement except for the disclosures regarding 'Public Shareholding' and 'Promoter and Promoter Group Shareholding' which have been traced from disclosures made by the management and have not been audited by us. These quarterly financial results as well as the year to date financial results have been prepared on the basis of the interim financial statements, which are the responsibility of the company's management. Our responsibility is to express an opinion on these financial results based on our audit of such interim financial statements, which have been prepared in accordance with the recognition and measurement principles laid down in Accounting Standard (AS) 25, Interim Financial Reporting, in accordance with the accounting principles generally accepted in India, including the Accounting Standards specified under Section 133 of the Act, read with Rule 7 of the Companies (Accounts) Rules, 2014. and other accounting principles generally accepted in India.

Scope of Review

We conducted our audit in accordance with the auditing standards generally accepted in India. Those standards require that we plan and perform the audit to obtain reasonable assurance about whether the financial results are free of material misstatement(s). An audit includes examining, on a test basis, evidence supporting the amounts disclosed as financial results. An audit also includes assessing the accounting principles used and significant estimates made by management. We believe that our audit provides a reasonable basis for our opinion.

Attention is invited regarding figures for the quarter ended 31st March, 2015 being balancing figures between the audited figures in respect of the full financial year and the published year to date figures upto the third quarter of the relevant financial year.

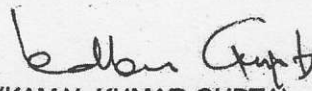
Conclusion

In our opinion and to the best of our information and according to the explanations given to us these quarterly financial results as well as the year to date results:

- (i) are presented in accordance with the requirements of clause 41 of the Listing Agreement in this regard; and
- (ii) give a true and fair view of the net profit and other financial information for the quarter ended 31st March, 2015 as well as the year to date results for the period from 01.04.2014 to 31.03.2015.

Further, we also report that we have, on the basis of the books of account and other records and information and explanations given to us by the management, also verified the number of shares as well as percentage of shareholdings in respect of aggregate amount of public shareholdings, as furnished by the company in terms of clause 35 of the Listing Agreement and found the same to be correct.

For SALARPURIA & PARTNERS
Chartered Accountants
Firm's Registration No.302113E


(KAMAL KUMAR GUPTA)

Partner
M. No.89190
Place: New Delhi
Date: 29-05-2015

